

Thomson Financial Legacy Ownership Data Feed Products

The information supplied in this document outlines how Thomson delivers its 13F historical ownership content via its datafeed product.

Thomson offers extremely extensive 13F history back to 1978. There are multiple feed specifications due to the fact that database changes were made over time.

The data contained in these feeds appears as filed. In addition, the data is sold “as is” since it is virtually impossible to troubleshoot any anomalies that occurred in the past.

Please contact your TF account representative for more information.

THOMSON FINANCIAL

Institutional 13F Common Stock Holdings & Transactions Data Feed Specification

1978 to 1990

***This document is 1 of 6 documents that cover the historical feed specifications from 1978 to Present.**

Thomson Financial • 195 Broadway • New York, NY 10007 USA

This document contains information proprietary to Thomson Financial and may not be reproduced, disclosed, or used in whole or in part without the express written permission of Thomson Financial.

©2007 Thomson Financial

This ***TF 13F Ownership Data Feed Specification*** document contains confidential and proprietary information of Thomson Financial and may be used only by a recipient designated by and for purposes specified by Thomson Financial.

Reproduction of, dissemination of, modifications to, or creation of derivative works from this ***TF 13F Ownership Data Feed Specification*** document, by any means and in any form or manner, is expressly prohibited, except with the prior written permission of Thomson Financial. Permitted copies of this document must retain all proprietary notices contained in the original.

The information in this document is subject to change without prior notice. Always confirm with Thomson Financial that you are using the most current version of this document. Thomson Financial is free to modify any of its products and services, in any manner and at any time, notwithstanding the information contained in this document.

Certain information, including images, graphics, numerical or textual data pertaining to assets or securities may be included in this document to illustrate different types of products and services of Thomson Financial. Such information may be fictitious or incomplete and should not be relied upon or considered investment advice.

THE CONTENTS OF THIS DOCUMENT SHALL NOT CONSTITUTE ANY WARRANTY OF ANY KIND, EITHER EXPRESSED OR IMPLIED, INCLUDING BUT NOT LIMITED TO THE IMPLIED WARRANTIES OF MERCHANTABILITY AND/OR FITNESS FOR A PARTICULAR PURPOSE OR GIVE RISE TO ANY LIABILITY OF THOMSON FINANCIAL, ITS AFFILIATES OR ITS SUPPLIERS.

The terms and conditions governing the use of this ***TF 13F Ownership Data Feed Specification*** document shall consist of those set forth in written agreements with Thomson Financial. Nothing herein shall be interpreted to allow access to or use of products or services not covered by written agreements with Thomson Financial. If you wish to obtain access to and use such products and services, please contact your Thomson Financial Account Team.


THOMSON FINANCIAL

Institutional 13(f) Common Stock Holdings & Transactions

Data Specifications for 1978 to 1990

Content:	Common stock holdings and transactions of institutional money managers where holdings of the managing company/filer's level are as per the 13F filing itself. (Holding positions appear "as filed.")
History:	This specification is for period file of 1978 thru 1990 inclusive.
Security Coverage:	All NYSE, ASE, NASDAQ, Toronto and Montreal common stocks.
Owner/Portfolio Coverage:	All managers filing 13(f) reports with the SEC.
Update Frequency:	Quarterly, monthly, or weekly
Delivery Method:	4 files are posted on FTP site for download. Instructions are provided. [Note that CD's are no longer available]
File Type:	Fixed-Width ASCII
Number of Files & Data Items :	<u>There are 4 files per record with 19 data items</u> <i>This differs from the 13F for 3/2000 where there are 29 (total) data items (23 unique).</i>

File No. 1 Manager Identification Key File [s.341.out]


	1-5	Manager Number	An internal identifier of the (money) managing company.
	6-35	Manager Name	The corresponding name to the manager number above.
	36	Type Code*	The type of 13F institution
	37-42	Report Date	The date of source filing in mmddyy format
	43-47	Permanent Key #	A legacy identifier (Right-Justified Numeric) # - This data item exists as of 1979.

 **Primary Keys linking files**

* Denotes the type of institution: 1=bank, 2=insurance company, 3=investment companies and their managers, 4=independent investment advisor, 5=all others


Note: Records are blocked 20 logicals per physical. Logical records are in ascending sequence of manager number (which results in alphabetical sequence by name).

File No. 2 Stock Identification Key File [s.342.out]

	1-8	Cusip	The 8 digit CUSIP of the issue/security/stock <u>owned</u> .
	9-36	Stock Name	The name of the issue/security/stock <u>owned</u> .
	37-40	Ticker Symbol	The ticker symbol of the issue/security/stock from the exchange where stock is listed.
	41-44	End Of Quarter Shares Outstanding	The number non-diluted shares outstanding at quarter-end <u>in millions</u> .
	45-50	End Of Quarter Price	The quarter-end closing stock price of the stock in \$\$\$\$. <u>cc</u> format.


Records are blocked 20 logicals per physical. Logical records are in ascending sequence of CUSIP (which results in alphabetic sequence by stock name.)

File No.3 Portfolio Holdings File [s.343.out]

	1-8	Cusip	The 8 digit CUSIP of the issue/security/stock <u>owned</u> .
	9-13	Manager Number	An internal identifier of the managing company
	14	Type Code*	The type of 13F institution
	15-25	Shares Held At Quarter End	The number of outstanding shares held by the owner/filer at the end of the quarter.
	26-36	Sole Voting Authority Shares Held	The number of shares held for which the filer exercises sole voting authority.
	37-47	Shared Voting Authority Shares Held	The number of shares held for which the filer shares voting authority.

Records are blocked 40 logicals per physical. Logical records are in ascending sequence of characters 1 through 13.

File No. 4 Transactions File [s344.out]

	1-8	Cusip	The 8 digit CUSIP of the issue/security/stock <u>owned</u> .
	9-13	Manager Number	An internal identifier of the managing company
	14	Type Code*	The type of 13F institution.
	15-25	Net Change In Shares Since Prior Report	The net of increase and/or decrease in the number of shares held since prior report
			(See prior report date for reference date).

Records are blocked 40 logicals per physical. Logical records are in ascending sequence of characters 1 through 13.

Sample of Data Feed Contents

Below is an excerpt of several rows from the first (s341.out) of the four 13F files taken from the typical feed file:

110A R ASSET MANAGEMENT, INC.	5033100	
120AAL CAPITAL MANAGEMENT	5033100	2042
125ACF INDUSTRIES	5033100	2100
127AEW CAPITAL MGMT INC	4033100	2386
128AEW/LP	5033100	
135AIG INTL MANAGEMENT CO, INC.	5063099	2189
140AIM MANAGEMENT GROUP, INC.	5033100	965
150AFA FINANCIAL INC.	5033100	208
155SEB ASSET MGMT AMERICA INC	4033100	2239
160LEND LEASE ERE ROSEN REAL ESTA	5033100	2008
165HENDERSON FUND MANAGEMENT PLC	3123199	
180MARXE A & GREENHOUSE DM	4033100	2027
185ASB CAPITAL MANAGEMENT, INC.	5033100	2619
190AT&T INVESTMENT MGMT CORP.	5033100	2117
195ABERDEEN ASSET MANAGEMENT PLC	4033100	
200ABERDEEN AMERICA, INC.	5033100	1558
205ABNER, HERRMAN & BROCK INC.	5033100	2329
210ACADEMY CAPITAL MGMT, INC.	5093099	2223
220ACADIAN ASSET MANAGEMENT, INC.	5033100	2230
221ACCEL INTERNET/STRAT TECH ASSO	4033100	
222ACCEL IV LP	5033100	
223ACCEL V ASSOCIATES LLC	5033100	
230ACADIA PARTNERS, L.P.	5123199	2576

This space here is purposeful and represents locations 1 and 2 (of the 5 specified for the data item, "Manager Number")

And the second file (s342.out)...

00035730AAL MUT FDS	AAMB		1081
00036020AAON INC	AAON	6	1756
00036110AAR CORP	AIR	27	1669
00036J10AARP GROWTH FDS	AGIF		5061
00036J20AARP GROWTH FDS	ACGF		7471
00036M10AARP INCOME FDS	AGNM		1443
00036Q10AARP TAX FREE INCOME TR	AHTX		
00036Q20AARP TAX FREE INCOME TR	AITG		1759
00037510ABB LTD	ABLJ		11487
00040010ABC BANCORP	ABCB	9	1006
00057310ABC DISPENSING TECHNOLOGIES	IABCC	19	47
00075210ABC-NACO INC	ABCR	19	875
00078810A B WATLEY GROUP INC	ABWG	8	2600
00078H10ABN AMRO FDS	RTFT		959
00078H50ABN AMRO FDS	RTET		1004
00078H64ABN AMRO FDS	RLAE		1467
00078H68ABN AMRO FDS	RGTX		
00078H70ABN AMRO FDS	RGFI		941
00078H73ABN AMRO FDS	RATI		1063
00078H77ABN AMRO FDS	RIEQ		2464
00078H79ABN AMRO FDS	RSMC		1591
00078H82ABN AMRO FDS	RGTC		1873
00078H84ABN AMRO FDS	RVAL		1258

And the third (s343.out)...

This is the **START** of the second row as detailed in the specifications above for **FILE NO. 3**

00035730542805	1140500036020	4854	10500
00036020 79004	8519600036020100105		9700
00036020100425	5090000036020122805		76400
00036020230005	19594000036020256102		4300
00036020377001	11049100036020490905		864600
00036020501005	4870000036020501605		9700
00036020855605	300000036110 1205		37100
00036110 5005	60000036110 6505		17700
00036110 9805	3960000036110 23402		7250
00036110 24702	480000036110 38801		4995
00036110 47195	64930000036110 58505		3448
00036110 59551	305000036110 68901		19301
00036110 78001	24139400036110 79004		544049
00036110 94005	6990700036110100105		51603
00036110100455	17590000036110118005		28200
00036110121205	10047900036110128005		6022
00036110129505	4330000036110129705		723
00036110150984	2500000036110153451		1019335
00036110182653	18037500036110187405		36250
00036110190004	8179000036110192001		23420
00036110219251	15000036110223005		36800
00036110228605	16800000036110230005		1940400

And the fourth (s344.out)...

This is the **START** of the second row as detailed in the specifications above for **FILE NO. 4**

00036020 79004	30000036020	82085	-1095090
00036020100425	5090000036020122805		76400
00036020230005	840000036020256102		3500
00036020377001	3250100036020490905		864600
00036020501005	4870000036020849005		-20495
00036020855605	-120000036110 1205		37100
00036110 5005	-60000036110 6505		1300
00036110 9805	-1090000036110 24702		-800
00036110 38801	499500036110 47195		649300
00036110 58105	-1800000036110 58505		-42040
00036110 59551	-132500036110 68901		351
00036110 78001	3262500036110 79004		-29980
00036110 90505	-81000036110 94005		34775
00036110100455	17590000036110108405		-13060
00036110118005	530000036110129505		43300
00036110150984	2500000036110153451		-39875
00036110182653	2760000036110187405		2900
00036110190004	-50000036110214355		-13100
00036110219251	15000036110222325		-56200
00036110223005	-1790000036110228605		-4300
00036110229055	-45140000036110230005		5900
00036110231005	-620000036110236001		-400

THOMSON FINANCIAL

Institutional 13F Common Stock Holdings & Transactions Data Feed Specification

Data Specification for all files dated:

1991 to 1998

***This document is 2 of 6 documents that cover the historical feed specifications from 1978 to Present.**

Thomson Financial • 195 Broadway • New York, NY 10007 USA

This document contains information proprietary to Thomson Financial and may not be reproduced, disclosed, or used in whole or in part without the express written permission of Thomson Financial.

©2007 Thomson Financial

This ***TF 13F Ownership Data Feed Specification*** document contains confidential and proprietary information of Thomson Financial and may be used only by a recipient designated by and for purposes specified by Thomson Financial.

Reproduction of, dissemination of, modifications to, or creation of derivative works from this ***TF 13F Ownership Data Feed Specification*** document, by any means and in any form or manner, is expressly prohibited, except with the prior written permission of Thomson Financial. Permitted copies of this document must retain all proprietary notices contained in the original.

The information in this document is subject to change without prior notice. Always confirm with Thomson Financial that you are using the most current version of this document. Thomson Financial is free to modify any of its products and services, in any manner and at any time, notwithstanding the information contained in this document.

Certain information, including images, graphics, numerical or textual data pertaining to assets or securities may be included in this document to illustrate different types of products and services of Thomson Financial. Such information may be fictitious or incomplete and should not be relied upon or considered investment advice.

THE CONTENTS OF THIS DOCUMENT SHALL NOT CONSTITUTE ANY WARRANTY OF ANY KIND, EITHER EXPRESSED OR IMPLIED, INCLUDING BUT NOT LIMITED TO THE IMPLIED WARRANTIES OF MERCHANTABILITY AND/OR FITNESS FOR A PARTICULAR PURPOSE OR GIVE RISE TO ANY LIABILITY OF THOMSON FINANCIAL, ITS AFFILIATES OR ITS SUPPLIERS.

The terms and conditions governing the use of this ***TF 13F Ownership Data Feed Specification*** document shall consist of those set forth in written agreements with Thomson Financial. Nothing herein shall be interpreted to allow access to or use of products or services not covered by written agreements with Thomson Financial. If you wish to obtain access to and use such products and services, please contact your Thomson Financial Account Team.

THOMSON FINANCIAL

Institutional 13(f) Common Stock Holdings & Transactions

Data Specifications for all files 1991-1998

Content:	Common stock holdings and transactions of institutional money managers where holdings of the managing company/filer's level are as per the 13F filing itself. (Holding positions appear "as filed.")
History:	Data is available historically from 1991 thru 1998 inclusive.
Security Coverage:	All NYSE, ASE, NASDAQ, Toronto and Montreal common stocks.
Owner/Portfolio Coverage:	All managers filing 13(f) reports with the SEC.
Update Frequency:	Quarterly, monthly, or weekly
Delivery Method:	4 files are posted on FTP site for download. Instructions are provided.
File Type:	Fixed-Width ASCII
Number of Files & Data Items :	<u>There are 6 files per record with 23 total (non-unique) data items.</u>

File No. 1 Manager Identification Key File [s.341.out]

1-5	Manager Number	An internal identifier of the (money) managing company.
6-35	Manager Name	The corresponding name to the manager number above.
36	Type Code*	The type of 13F institution
37-42	Report Date	The date of source filing in mmddyy format
43-47	Permanent Key #	A legacy identifier (Right-Justified Numeric) # - <i>This data item exists as of 1979.</i>

Primary Keys linking files

* Denotes the type of institution: 1=bank, 2=insurance company, 3=investment companies and their managers, 4=independent investment advisor, 5=all others.

Note: Records are blocked 20 logicals per physical. Logical records are in ascending sequence of manager number (which results in alphabetical sequence by name).

File No. 2 Stock Identification Key File [s.342.out]

1-8	Cusip	The 8 digit CUSIP of the issue/security/stock <u>owned</u> .
9-36	Stock Name	The name of the issue/security/stock <u>owned</u> .
37-40	Ticker Symbol	The ticker symbol of the issue/security/stock from the exchange where stock is listed.
41-44	End Of Quarter Shares Outstanding	The number non-diluted shares outstanding at quarter-end <u>in millions</u> .
45-50	End Of Quarter Price	The quarter-end closing stock price of the stock in \$\$\$\$. <u>¢</u> format.
51-56	Extended Ticker Symbol+	A longer ticker symbol used to further identify a stock (e.g. an ADR issue of a stock). +Note: This data item exists STARTING in 1996 files. Up until 1995 the files stop at position 50 ("End of Quarter Price")

Records are blocked 20 logicals per physical. Logical records are in ascending sequence of CUSIP (which results in alphabetic sequence by stock name.)

File No.3 Portfolio Holdings File [s.343.out]

1-8	Cusip	The 8 digit CUSIP of the issue/security/stock <u>owned</u> .
9-13	Manager Number	An internal identifier of the managing company
14	Type Code*	The type of 13F institution
15-25	Shares Held At Quarter End	The number of outstanding shares held by the owner/filer at the end of the quarter.

Records are blocked 40 logicals per physical. Logical records are in ascending sequence of characters 1 through 13.

File No. 4 Transactions File [s344.out]

1-8	Cusip	The 8 digit CUSIP of the issue/security/stock <u>owned</u> .
9-13	Manager Number	An internal identifier of the managing company
14	Type Code*	The type of 13F institution.
15-25	Net Change In Shares Since Prior Report	The net of increase and/or decrease in the number of shares held since prior report (See prior report date for reference date).

Records are blocked 40 logicals per physical. Logical records are in ascending sequence of characters 1 through 13.

File No. 5 Transactions File [s345.out]

Lists the number of lines contained within files 1 – 5.

File No. 6 Transactions File [s346.out]

1-8	Cusip	The 8 digit CUSIP of the issue/security/stock <u>owned</u> .
9-13	Manager Number	An internal identifier of the managing company
14-24	Shares held	Shares held as of quarter end
25-35	Net Change In Shares Since Prior Report	The net of increase and/or decrease in the number of shares held since prior report (See prior report date for reference date).

(a) Exchange Codes:

- A NYSE Equities & Options
- B AMEX Equities & Options
- C PBW & Boston Exchange E&O
- D Midwest Stock Exchange
- E Pacific Coast Exchange E&O
- F NASDAQ Small Cap Stocks
- G Market Indicators
- I OTC Mutual Funds
- J Toronto Stock Exchange
- K Montreal Stock Exchange
- L NYSE Bonds
- M AMEX Bonds
- N OTC Corporate Bonds
- O Canadian OTC Bonds
- P U.S. Govt Bonds
- S Municipal Bonds
- U OTC Utility Preferred Stocks
- V NASDAQ National Market System
- W Vancouver Stock Exchange
- X OTC Equipment Trust Bonds
- Y U.S. Savings Bonds
- Z Alberta Stock Exchange

(b) Stock Class Codes:

- 0 Common, Ordinary, etc.
- 1 Cvt or NonCvt Preferred Stock
- 2 Warrant or Right
- 7 Mutual Fund
- + Foreign

(c) Industry Type Codes:

- 0 Unknown
- 101 Aerospace
- 102 Agriculture
- 103 Airlines
- 104 Automobile
- 105 Banks & Savings Institutions
- 106 Beverages
- 107 Chemicals
- 108 Computer Hw Sw & Svcs
- 109 Construction & Engineering
- 110 Consumer Services
- 111 Electrical & Electronics
- 100 Miscellaneous
- 112 Energy and Fuels
- 113 Entertainment
- 114 Financial Services
- 115 Food & Restaurants
- 116 Healthcare
- 117 House wares & Household Items
- 118 Industrial Manufacturing
- 119 Insurance
- 120 Investment Services
- 121 Leisure Travel & Lodging
- 122 Machinery & Equipment
- 123 Media
- 124 Metals & Mining
- 125 Packaging
- 126 Paper & Forest Products
- 127 Publishing & Printing
- 128 Real Estate
- 129 Retail & Consumer Goods
- 130 Semiconductors
- 131 Telecommunications
- 132 Textiles & Apparel
- 133 Tobacco
- 134 Transportation
- 135 Utilities: Water-Electric-Gas
- 136 Waste & Environmental Mgmt

Sample of Data Feed Contents

Below is an excerpt of several rows from the first (s341.out) of the four 13F files taken from the typical feed file:

110A R ASSET MANAGEMENT, INC.	5123101		093001	UNITED STATES
115033 ASSET MANAGEMENT, LLC	5123101		093001	UNITED STATES
120AAL CAPITAL MANAGEMENT CORP.	5123101	2042	093001	UNITED STATES
125ACF INDUSTRIES	5123101	2100	093001	UNITED STATES
127AEW CAPITAL MANAGEMENT, L.P.	5123101	2386	093001	UNITED STATES
128AEW/LP	5123101		093001	UNITED STATES
135DKR CAPITAL	5123101	2189	093001	UNITED STATES
140AIM MANAGEMENT GROUP, INC.	5123101	965	093001	UNITED STATES
145ABANCO INVESTMENT LIMITED	4063001		033101	UNITED STATES
155SEB ASSET MGMT AMERICA INC.	5123101	2239	093001	UNITED STATES
160LEND LEASE ROSEN REAL ESTATE	S5123101	2008	093001	UNITED STATES
165HENDERSON FUND MANAGEMENT PLC	3093001		063001	UNITED KINGDOM

← This space here is purposeful and they represent locations 1 and 2 (of 5).

And the second file (s342.out)...

00036020AAON INC	AAON	9	2710AAON	V0COM	8780	122
00036110AAR CORP	AIR	27	1077AIR	A0COM	26860	134
00037520ABB LTD	ABB	1200	780ABB	A+AR	1200009	100
00040010ABC BANCORP	ABCB	10	1460ABCB	V0COM	9999	105
00057310ABC DISPENSING TECHNOLOGIES	IABCC	23	0ABCC	F0COM	23270	122
00075210ABC-NACO INC	ABCQ	20	0ABCQ	F0COM	19872	122
00078810A B WATLEY GROUP INC	ABWG	13	110ABWG	V0COM	12887	120
00078H55ABN AMRO FDS	IPMX		IPMXX	I7COM		120
00078H77ABN AMRO FDS	RIEQ		1202RIEQX	I7COM		120
00078H84ABN AMRO FDS	RVAL		1033RVALX	I7		120
00086810ACNB CORP	ACNB	5	1825ACNB	F0COM	5436	105
00086T10A C MOORE ARTS & CRAFTS INC	ACMR	9	3815ACMR	V0COM	9304	116
00087B10ACR GROUP INC	ACRG	11	46ACRG	F0COM	10681	122
00088110A CONSULTING TEAM INC	TACX	7	60TACX	V0COM	7117	108
00088610A D C TELECOMMUNICATIONS	ADCT	794	407ADCT	V0COM	794212	131
00088E10ACTV INC	IATV	56	151IATV	V0COM	55880	131
00088N10ADB SYS INTL INC	ADBI	39	28ADBI	V0COM	38598	108
00088U10A D A M INC	ADAM	7	364ADAM	V0COM	6588	108
00089C10ADE CORP MASS	ADEX	14	1527ADEX	V0COM	13652	122
00091210ACM INCOME FUND INC	ACG	224	771ACG	A7COM	224217	120
00091810ACM GOVT OPPORTUNITY FD INC	AOF	13	859AOF	A7COM	12555	120
00091910ACM MANAGED INCOME FD INC	AMF	24	465AMF	A7COM	24197	120

And the third (s343.out)...

00036020	4854	10575	0	0	0
00036020	58505	248500	248500	0	0
00036020	78001	26	26	0	0
00036020	79004	53118	53118	0	0
00036020100425	108450	108450		0	0
00036020122805	143275	143275		0	0
00036020124055	508068	508068		0	0
00036020129505	80100	0		0	0
00036020230005	299295	299295		0	0
00036020278005	574500	4600		0	569900
00036020377001	164919	164919		0	0

00036020490355	129850	124250	0	5600
00036020490905	330750	330750	0	0
00036020501004	169220	169220	0	0
00036020501605	450	450	0	0
00036020567805	3148	0	0	0
00036020589504	75901	75901	0	0
00036020628901	85875	85875	0	0
00036020642405	14200	14200	0	0
00036020704703	14200	14200	0	0
00036020767605	1050	1050	0	0
00036020790505	2300	0	2300	0
00036020893101	33350	0	13600	19750

And the fourth (s344.out)...

00036020 4854	-1725
00036020 58505	56200
00036020 78001	26
00036020 79004	-28476
00036020 93605	-65475
00036020122805	-19550
00036020124055	-77
00036020129505	80100
00036020163305	-150
00036020278005	27000
00036020377001	13032
00036020490355	25000
00036020490905	-17400
00036020501004	169220
00036020501605	-57000
00036020567805	-18197
00036020589504	1
00036020628901	-43751
00036020642405	100
00036020704703	14200
00036020790505	2300
00036020855605	-900
00036020893101	19625

And the fifth (s345.out)...

File 1 contains 2064 lines
 File 2 contains 12283 lines
 File 3 contains 542497 lines
 File 4 contains 507597 lines
 File 5 contains 5 lines

And the sixth (s346.out)...

00036020 485	8200	0
00036020 5850	128200	128200
00036020 7900	54396	1000
00036020 9360	43650	43650
0003602010042	72300	6700
0003602012280	108550	-70900
0003602012405	338763	338763
0003602016330	100	-460
0003602023000	199530	-4000
0003602027800	365000	105000

0003602037700	101258	101258
0003602049035	69900	69900
0003602049090	232100	-287500
0003602050160	28600	18600
0003602056780	14230	8946
0003602058950	50600	38300
0003602062890	86417	86417
0003602063830	0	-10100
0003602064240	9400	9400
0003602072480	0	-30000
0003602076760	700	700
0003602085560	600	0
0003602089310	9150	9150

THOMSON FINANCIAL

Institutional 13F Common Stock Holdings & Transactions Data Feed Specification

1999 through 2003

(with exception of March 2000 and June 2000 – please refer to those specs)

***This document is 3 of 6 documents that cover the historical feed specifications from 1978 to Present.**

Thomson Financial • 195 Broadway • New York, NY 10007 USA

This document contains information proprietary to Thomson Financial and may not be reproduced, disclosed, or used in whole or in part without the express written permission of Thomson Financial.

©2007 Thomson Financial

This ***TF 13F Ownership Data Feed Specification*** document contains confidential and proprietary information of Thomson Financial and may be used only by a recipient designated by and for purposes specified by Thomson Financial.

Reproduction of, dissemination of, modifications to, or creation of derivative works from this ***TF 13F Ownership Data Feed Specification*** document, by any means and in any form or manner, is expressly prohibited, except with the prior written permission of Thomson Financial. Permitted copies of this document must retain all proprietary notices contained in the original.

The information in this document is subject to change without prior notice. Always confirm with Thomson Financial that you are using the most current version of this document. Thomson Financial is free to modify any of its products and services, in any manner and at any time, notwithstanding the information contained in this document.

Certain information, including images, graphics, numerical or textual data pertaining to assets or securities may be included in this document to illustrate different types of products and services of Thomson Financial. Such information may be fictitious or incomplete and should not be relied upon or considered investment advice.

THE CONTENTS OF THIS DOCUMENT SHALL NOT CONSTITUTE ANY WARRANTY OF ANY KIND, EITHER EXPRESSED OR IMPLIED, INCLUDING BUT NOT LIMITED TO THE IMPLIED WARRANTIES OF MERCHANTABILITY AND/OR FITNESS FOR A PARTICULAR PURPOSE OR GIVE RISE TO ANY LIABILITY OF THOMSON FINANCIAL, ITS AFFILIATES OR ITS SUPPLIERS.

The terms and conditions governing the use of this ***TF 13F Ownership Data Feed Specification*** document shall consist of those set forth in written agreements with Thomson Financial. Nothing herein shall be interpreted to allow access to or use of products or services not covered by written agreements with Thomson Financial. If you wish to obtain access to and use such products and services, please contact your Thomson Financial Account Team.

THOMSON FINANCIAL

Institutional 13(f) Common Stock Holdings & Transactions

Data Specifications for all files 1999 to 2003

Content:	Common stock holdings and transactions of institutional money managers where holdings of the managing company/filer's level are as per the 13F filing itself. (Holding positions appear here "as filed.")
History:	Data is available historically from 1978 to the present quarter-end date plus one month. (e.g. Q2-2003 files are available in July 2003)
Security Coverage:	All NYSE, ASE, NASDAQ, Toronto and Montreal common stocks.
Owner/Portfolio Coverage:	All managers filing 13(f) reports with the SEC.
Update Frequency:	Quarterly, monthly, or weekly
Delivery Method:	4 files are posted on FTP site for download. Instructions are provided.
File Type:	Fixed-Width ASCII
Number of Files & Data Items :	<u>There are 6 files per record with 34 (total) data items (non-unique).</u>

File No. 1 Manager Identification Key File [s.341.out]

1-5	Manager Number	An internal identifier of the (money) managing company.
6-35	Manager Name	The corresponding name to the manager number above.
36	Type Code*	The type of 13F institution
37-42	Report Date	The date of source filing in mmddyy format
43-47	Permanent Key	A legacy identifier (Right-Justified Numeric)
48-50	Blank	Blank for possible future use.
51-57	Prior Report Date	The source filing date for the previous 13F filing in mmddyy format.
58-86	Country	The owner/manager's country of origin.

Primary Keys
linking files

* Denotes the type of institution: 1=bank, 2=insurance company, 3=investment companies and their managers, 4=independent investment advisor, 5=all others.

Note: Records are blocked 20 logicals per physical. Logical records are in ascending sequence of manager number (which results in alphabetical sequence by name).

File No. 2 Stock Identification Key File [s.342.out]

1-8	Cusip	The 8 digit CUSIP of the issue/security/stock <u>owned</u> .
9-36	Stock Name	The name of the issue/security/stock <u>owned</u> .
37-40	Ticker Symbol	The ticker symbol of the issue/security/stock from the exchange where stock is listed.
41-44	End Of Quarter Shares Outstanding	The number non-diluted shares outstanding at quarter-end <u>in millions</u> .
45-50	End Of Quarter Price	The quarter-end closing stock price of the stock in \$\$\$\$. <u>cc</u> format.
51-56	Extended Ticker Symbol	A longer ticker symbol used to further identify a stock (e.g. an ADR issue of a stock). Note: This data item does not always exist.
57	Exchange Code (a)	A single-letter code representing the stock exchange an the issue/security/stock is publicly traded. A TABLE OF CODES IS PROVIDED IN THIS SPEC.
58	Stock Class Code (b)	A single-letter identifier representing the class of the stock owned.
59-62	Stock Class Description	A short description of the stock class code such as COM, CMA, AR, etc. A TABLE OF CODES IS PROVIDED IN THIS SPEC.
63-70	Shares outstanding	The number of shares outstanding at the time of filing represented in <u>thousands</u> .
71-75	Industry code (c)	A 3-digit code identifying the industry sector of a stock. A TABLE OF CODES IS PROVIDED IN THIS SPEC.

Records are blocked 20 logicals per physical. Logical records are in ascending sequence of CUSIP (which results in alphabetic sequence by stock name.)

File No.3 Portfolio Holdings File [s.343.out]

1-8	Cusip	The 8 digit CUSIP of the issue/security/stock <u>owned</u> .
9-13	Manager Number	An internal identifier of the managing company
14	Type Code*	The type of 13F institution
15-25	Shares Held At Quarter End	The number of outstanding shares held by the owner/filer at the end of the quarter.
26-36	Sole Voting Authority Shares Held	The number of shares held for which the filer exercises sole voting authority.
37-47	Shared Voting Authority Shares Held	The number of shares held for which the filer shares voting authority.
48-58	No Voting Authority Shares Held	The number of shares held for which the filer has <u>no</u> voting authority.

Records are blocked 40 logicals per physical. Logical records are in ascending sequence of characters 1 through 13.

File No. 4 Transactions File [s344.out]

1-8	Cusip	The 8 digit CUSIP of the issue/security/stock <u>owned</u> .
9-13	Manager Number	An internal identifier of the managing company
14	Type Code*	The type of 13F institution.
15-25	Net Change In Shares Since Prior Report	The net of increase and/or decrease in the number of shares held since prior report (See prior report date for reference date).

Records are blocked 40 logicals per physical. Logical records are in ascending sequence of characters 1 through 13.

File No. 5 Transactions File [s345.out]

Lists the number of lines contained within files 1 – 5.

File No. 6 Transactions File [s346.out]



1-8	Cusip	The 8 digit CUSIP of the issue/security/stock <u>owned</u> .
9-13	Manager Number	An internal identifier of the managing company
14-24	Shares held	Shares held as of quarter end
25-35	Net Change In Shares Since Prior Report	The net of increase and/or decrease in the number of shares held since prior report (See prior report date for reference date).

(a) Exchange Codes:

- A NYSE Equities & Options
- B AMEX Equities & Options
- C PBW & Boston Exchange E&O
- D Midwest Stock Exchange
- E Pacific Coast Exchange E&O
- F NASDAQ Small Cap Stocks
- G Market Indicators
- I OTC Mutual Funds
- J Toronto Stock Exchange
- K Montreal Stock Exchange
- L NYSE Bonds
- M AMEX Bonds
- N OTC Corporate Bonds
- O Canadian OTC Bonds
- P U.S. Govt Bonds
- S Municipal Bonds
- U OTC Utility Preferred Stocks
- V NASDAQ National Market System
- W Vancouver Stock Exchange
- X OTC Equipment Trust Bonds
- Y U.S. Savings Bonds
- Z Alberta Stock Exchange

(b) Stock Class Codes:

- 0 Common, Ordinary, etc.
- 1 Cvt or NonCvt Preferred Stock
- 2 Warrant or Right
- 7 Mutual Fund
- + Foreign

(c) Industry Type Codes:

- 0 Unknown
- 101 Aerospace
- 102 Agriculture
- 103 Airlines
- 104 Automobile
- 105 Banks & Savings Institutions
- 106 Beverages
- 107 Chemicals
- 108 Computer Hw Sw & Svcs
- 109 Construction & Engineering
- 110 Consumer Services
- 111 Electrical & Electronics
- 100 Miscellaneous
- 112 Energy and Fuels
- 113 Entertainment
- 114 Financial Services
- 115 Food & Restaurants
- 116 Healthcare
- 117 House wares & Household Items
- 118 Industrial Manufacturing
- 119 Insurance
- 120 Investment Services
- 121 Leisure Travel & Lodging
- 122 Machinery & Equipment
- 123 Media
- 124 Metals & Mining
- 125 Packaging
- 126 Paper & Forest Products
- 127 Publishing & Printing
- 128 Real Estate
- 129 Retail & Consumer Goods
- 130 Semiconductors
- 131 Telecommunications
- 132 Textiles & Apparel
- 133 Tobacco
- 134 Transportation
- 135 Utilities: Water-Electric-Gas
- 136 Waste & Environmental Mgmt

Sample of Data Feed Contents

Below is an excerpt of several rows from the first (s341.out) of the four 13F files taken from the typical feed file:

110A R ASSET MANAGEMENT, INC.	5123101		093001	UNITED STATES
115033 ASSET MANAGEMENT, LLC	5123101		093001	UNITED STATES
120AAL CAPITAL MANAGEMENT CORP.	5123101	2042	093001	UNITED STATES
125ACF INDUSTRIES	5123101	2100	093001	UNITED STATES
127AEW CAPITAL MANAGEMENT, L.P.	5123101	2386	093001	UNITED STATES
128AEW/LP	5123101		093001	UNITED STATES
135DKR CAPITAL	5123101	2189	093001	UNITED STATES
140AIM MANAGEMENT GROUP, INC.	5123101	965	093001	UNITED STATES
145ABANCO INVESTMENT LIMITED	4063001		033101	UNITED STATES
155SEB ASSET MGMT AMERICA INC.	5123101	2239	093001	UNITED STATES
160LEND LEASE ROSEN REAL ESTATE	S5123101	2008	093001	UNITED STATES
165HENDERSON FUND MANAGEMENT PLC	3093001		063001	UNITED KINGDOM

← This space here is purposeful and they represent locations 1 and 2 (of 5).

And the second file (s342.out)...

00036020AAON INC	AAON	9	2710AAON	V0COM	8780	122
00036110AAR CORP	AIR	27	1077AIR	A0COM	26860	134
00037520ABB LTD	ABB	1200	780ABB	A+AR	1200009	100
00040010ABC BANCORP	ABCB	10	1460ABCB	V0COM	9999	105
00057310ABC DISPENSING TECHNOLOGIES	IABCC	23	0ABCC	F0COM	23270	122
00075210ABC-NACO INC	ABCQ	20	0ABCQ	F0COM	19872	122
00078810A B WATLEY GROUP INC	ABWG	13	110ABWG	V0COM	12887	120
00078H55ABN AMRO FDS	IPMX		IPMXX	I7COM		120
00078H77ABN AMRO FDS	RIEQ		1202RIEQX	I7COM		120
00078H84ABN AMRO FDS	RVAL		1033RVALX	I7		120
00086810ACNB CORP	ACNB	5	1825ACNB	F0COM	5436	105
00086T10A C MOORE ARTS & CRAFTS INC	ACMR	9	3815ACMR	V0COM	9304	116
00087B10ACR GROUP INC	ACRG	11	46ACRG	F0COM	10681	122
00088110A CONSULTING TEAM INC	TACX	7	60TACX	V0COM	7117	108
00088610A D C TELECOMMUNICATIONS	ADCT	794	407ADCT	V0COM	794212	131
00088E10ACTV INC	IATV	56	151IATV	V0COM	55880	131
00088N10ADB SYS INTL INC	ADBI	39	28ADBI	V0COM	38598	108
00088U10A D A M INC	ADAM	7	364ADAM	V0COM	6588	108
00089C10ADE CORP MASS	ADEX	14	1527ADEX	V0COM	13652	122
00091210ACM INCOME FUND INC	ACG	224	771ACG	A7COM	224217	120
00091810ACM GOVT OPPORTUNITY FD INC	AOF	13	859AOF	A7COM	12555	120
00091910ACM MANAGED INCOME FD INC	AMF	24	465AMF	A7COM	24197	120

And the third (s343.out)...

00036020	4854	10575	0	0	0
00036020	58505	248500	248500	0	0
00036020	78001	26	26	0	0
00036020	79004	53118	53118	0	0
00036020100425	108450	108450		0	0
00036020122805	143275	143275		0	0
00036020124055	508068	508068		0	0
00036020129505	80100	0		0	0
00036020230005	299295	299295		0	0
00036020278005	574500	4600		0	569900
00036020377001	164919	164919		0	0

00036020490355	129850	124250	0	5600
00036020490905	330750	330750	0	0
00036020501004	169220	169220	0	0
00036020501605	450	450	0	0
00036020567805	3148	0	0	0
00036020589504	75901	75901	0	0
00036020628901	85875	85875	0	0
00036020642405	14200	14200	0	0
00036020704703	14200	14200	0	0
00036020767605	1050	1050	0	0
00036020790505	2300	0	2300	0
00036020893101	33350	0	13600	19750

And the fourth (s344.out)...

00036020 4854	-1725
00036020 58505	56200
00036020 78001	26
00036020 79004	-28476
00036020 93605	-65475
00036020122805	-19550
00036020124055	-77
00036020129505	80100
00036020163305	-150
00036020278005	27000
00036020377001	13032
00036020490355	25000
00036020490905	-17400
00036020501004	169220
00036020501605	-57000
00036020567805	-18197
00036020589504	1
00036020628901	-43751
00036020642405	100
00036020704703	14200
00036020790505	2300
00036020855605	-900
00036020893101	19625

And the fifth (s345.out)...

File 1 contains 2064 lines
 File 2 contains 12283 lines
 File 3 contains 542497 lines
 File 4 contains 507597 lines
 File 5 contains 5 lines

And the sixth (s346.out)...

00036020 485	8200	0
00036020 5850	128200	128200
00036020 7900	54396	1000
00036020 9360	43650	43650
0003602010042	72300	6700
0003602012280	108550	-70900
0003602012405	338763	338763
0003602016330	100	-460
0003602023000	199530	-4000
0003602027800	365000	105000

0003602037700	101258	101258
0003602049035	69900	69900
0003602049090	232100	-287500
0003602050160	28600	18600
0003602056780	14230	8946
0003602058950	50600	38300
0003602062890	86417	86417
0003602063830	0	-10100
0003602064240	9400	9400
0003602072480	0	-30000
0003602076760	700	700
0003602085560	600	0
0003602089310	9150	9150

THOMSON FINANCIAL

Institutional 13F Common Stock Holdings & Transactions Data Feed Specification

March 2000 only (Q1/2000)

***This document is 4 of 6 documents that cover the historical feed specifications from 1978 to Present.**

Thomson Financial • 195 Broadway • New York, NY 10007 USA

This document contains information proprietary to Thomson Financial and may not be reproduced, disclosed, or used in whole or in part without the express written permission of Thomson Financial.

©2007 Thomson Financial

This ***TF 13F Ownership Data Feed Specification*** document contains confidential and proprietary information of Thomson Financial and may be used only by a recipient designated by and for purposes specified by Thomson Financial.

Reproduction of, dissemination of, modifications to, or creation of derivative works from this ***TF 13F Ownership Data Feed Specification*** document, by any means and in any form or manner, is expressly prohibited, except with the prior written permission of Thomson Financial. Permitted copies of this document must retain all proprietary notices contained in the original.

The information in this document is subject to change without prior notice. Always confirm with Thomson Financial that you are using the most current version of this document. Thomson Financial is free to modify any of its products and services, in any manner and at any time, notwithstanding the information contained in this document.

Certain information, including images, graphics, numerical or textual data pertaining to assets or securities may be included in this document to illustrate different types of products and services of Thomson Financial. Such information may be fictitious or incomplete and should not be relied upon or considered investment advice.

THE CONTENTS OF THIS DOCUMENT SHALL NOT CONSTITUTE ANY WARRANTY OF ANY KIND, EITHER EXPRESSED OR IMPLIED, INCLUDING BUT NOT LIMITED TO THE IMPLIED WARRANTIES OF MERCHANTABILITY AND/OR FITNESS FOR A PARTICULAR PURPOSE OR GIVE RISE TO ANY LIABILITY OF THOMSON FINANCIAL, ITS AFFILIATES OR ITS SUPPLIERS.

The terms and conditions governing the use of this ***TF 13F Ownership Data Feed Specification*** document shall consist of those set forth in written agreements with Thomson Financial. Nothing herein shall be interpreted to allow access to or use of products or services not covered by written agreements with Thomson Financial. If you wish to obtain access to and use such products and services, please contact your Thomson Financial Account Team.

THOMSON FINANCIAL


Institutional 13(f) Common Stock Holdings & Transactions

Data Specifications for 3/2000 ONLY

Content:	Common stock holdings and transactions of institutional money managers where holdings of the managing company/filer's level are as per the 13F filing itself. (Holding positions appear "as filed.")
History:	This specification is for the 3/2000 period file only
Security Coverage:	All NYSE, ASE, NASDAQ, Toronto and Montreal common stocks.
Owner/Portfolio Coverage:	All managers filing 13(f) reports with the SEC.
Update Frequency:	Quarterly, monthly, or weekly
Delivery Method:	4 files are posted on FTP site for download. Instructions are provided. [Note that CD's are no longer available]
File Type:	Fixed-Width ASCII
Number of Files & Data Items :	<u>There are 4 files per record with 17 data items (11 unique)</u> <u>This differs from the 13F for 3/2000 where there are 29 (total) data items (23 unique).</u>

File No. 1 Manager Identification Key File [s.341.out]

1-5	Manager Number	An internal identifier of the (money) managing company.
6-35	Manager Name	The corresponding name to the manager number above.
36	Type Code*	The type of 13F institution
37-42	Report Date	The date of source filing in mmddy format

 **Primary Keys linking files**

* Denotes the type of institution: 1=bank, 2=insurance company, 3=investment companies and their managers, 4=independent investment advisor, 5=all others

Note: Records are blocked 20 logicals per physical. Logical records are in ascending sequence of manager number (which results in alphabetical sequence by name).

File No. 2 Stock Identification Key File [s.342.out]

1-8	Cusip	The 8 digit CUSIP of the issue/security/stock <u>owned</u> .
9-36	Stock Name	The name of the issue/security/stock <u>owned</u> .
37-40	Ticker Symbol	The ticker symbol of the issue/security/stock from the exchange where stock is listed.
41-44	End Of Quarter Shares Outstanding	The number non-diluted shares outstanding at quarter-end <u>in millions</u> .
45-50	End Of Quarter Price	The quarter-end closing stock price of the stock in \$\$\$\$. <u>cc</u> format.

Records are blocked 20 logicals per physical. Logical records are in ascending sequence of CUSIP (which results in alphabetic sequence by stock name.)

File No.3 Portfolio Holdings File [s.343.out]

1-8	Cusip	The 8 digit CUSIP of the issue/security/stock <u>owned</u> .
9-13	Manager Number	An internal identifier of the managing company
14	Type Code*	The type of 13F institution
15-25	Shares Held At Quarter End	The number of outstanding shares held by the owner/filer at the end of the quarter.

SECOND RECORD IN ROW

26-33	Cusip
34-38	Manager Number
39	Type Code*
40-50	Shares Held At Quarter End

Records are blocked 40 logicals per physical. Logical records are in ascending sequence of characters 1 through 13.

File No. 4 Transactions File [s344.out]

1-8	Cusip	The 8 digit CUSIP of the issue/security/stock <u>owned</u> .
9-13	Manager Number	An internal identifier of the managing company
14	Type Code*	The type of 13F institution.
15-25	Net Change In Shares Since Prior Report	The net of increase and/or decrease in the number of shares held since prior report (See prior report date for reference date).

SECOND RECORD IN ROW

26-33	Cusip
34-38	Manager Number
39	Type Code*
40-50	Net Change In Shares Since Prior Report

Records are blocked 40 logicals per physical. Logical records are in ascending sequence of characters 1 through 13.

Sample of Data Feed Contents

Below is an excerpt of several rows from the first (s341.out) of the four 13F files taken from the typical feed file:

110A R ASSET MANAGEMENT, INC.	5033100	
120AAL CAPITAL MANAGEMENT	5033100	2042
125ACF INDUSTRIES	5033100	2100
127AEW CAPITAL MGMT INC	4033100	2386
128AEW/LP	5033100	
135AIG INTL MANAGEMENT CO, INC.	5063099	2189
140AIM MANAGEMENT GROUP, INC.	5033100	965
150AFA FINANCIAL INC.	5033100	208
155SEB ASSET MGMT AMERICA INC	4033100	2239
160LEND LEASE ERE ROSEN REAL ESTA	5033100	2008
165HENDERSON FUND MANAGEMENT PLC	3123199	
180MARXE A & GREENHOUSE DM	4033100	2027
185ASB CAPITAL MANAGEMENT, INC.	5033100	2619
190AT&T INVESTMENT MGMT CORP.	5033100	2117
195ABERDEEN ASSET MANAGEMENT PLC	4033100	
200ABERDEEN AMERICA, INC.	5033100	1558
205ABNER, HERRMAN & BROCK INC.	5033100	2329
210ACADEMY CAPITAL MGMT, INC.	5093099	2223
220ACADIAN ASSET MANAGEMENT, INC.	5033100	2230
221ACCEL INTERNET/STRAT TECH ASSO	4033100	
222ACCEL IV LP	5033100	
223ACCEL V ASSOCIATES LLC	5033100	
230ACADIA PARTNERS, L.P.	5123199	2576

This space here is purposeful and represents locations 1 and 2 (of the 5 specified for the data item, "Manager Number")

And the second file (s342.out)...

00035730AAL MUT FDS	AAMB	1081
00036020AAON INC	AAON	6 1756
00036110AAR CORP	AIR	27 1669
00036J10AARP GROWTH FDS	AGIF	5061
00036J20AARP GROWTH FDS	ACGF	7471
00036M10AARP INCOME FDS	AGNM	1443
00036Q10AARP TAX FREE INCOME TR	AHTX	
00036Q20AARP TAX FREE INCOME TR	AITG	1759
00037510ABB LTD	ABLJ	11487
00040010ABC BANCORP	ABCB	9 1006
00057310ABC DISPENSING TECHNOLOGIES	IABCC	19 47
00075210ABC-NACO INC	ABCR	19 875
00078810A B WATLEY GROUP INC	ABWG	8 2600
00078H10ABN AMRO FDS	RTFT	959
00078H50ABN AMRO FDS	RTET	1004
00078H64ABN AMRO FDS	RLAE	1467
00078H68ABN AMRO FDS	RGTX	
00078H70ABN AMRO FDS	RGFI	941
00078H73ABN AMRO FDS	RATI	1063
00078H77ABN AMRO FDS	RIEQ	2464
00078H79ABN AMRO FDS	RSMC	1591
00078H82ABN AMRO FDS	RGTC	1873
00078H84ABN AMRO FDS	RVAL	1258

And the third (s343.out)...

This is the START of the second row as detailed in the specifications above for FILE NO. 3

00035730542805	1140500036020	4854	10500
00036020 79004	8519600036020100105		9700
00036020100425	5090000036020122805		76400
00036020230005	19594000036020256102		4300
00036020377001	11049100036020490905		864600
00036020501005	4870000036020501605		9700
00036020855605	300000036110 1205		37100
00036110 5005	60000036110 6505		17700
00036110 9805	3960000036110 23402		7250
00036110 24702	480000036110 38801		4995
00036110 47195	64930000036110 58505		3448
00036110 59551	305000036110 68901		19301
00036110 78001	24139400036110 79004		544049
00036110 94005	6990700036110100105		51603
00036110100455	17590000036110118005		28200
00036110121205	10047900036110128005		6022
00036110129505	4330000036110129705		723
00036110150984	2500000036110153451		1019335
00036110182653	18037500036110187405		36250
00036110190004	8179000036110192001		23420
00036110219251	15000036110223005		36800
00036110228605	16800000036110230005		1940400

And the fourth (s344.out)...

This is the START of the second row as detailed in the specifications above for FILE NO. 4

00036020 79004	30000036020	82085	-1095090
00036020100425	5090000036020122805		76400
00036020230005	840000036020256102		3500
00036020377001	3250100036020490905		864600
00036020501005	4870000036020849005		-20495
00036020855605	-120000036110 1205		37100
00036110 5005	-60000036110 6505		1300
00036110 9805	-1090000036110 24702		-800
00036110 38801	499500036110 47195		649300
00036110 58105	-1800000036110 58505		-42040
00036110 59551	-132500036110 68901		351
00036110 78001	3262500036110 79004		-29980
00036110 90505	-81000036110 94005		34775
00036110100455	17590000036110108405		-13060
00036110118005	530000036110129505		43300
00036110150984	2500000036110153451		-39875
00036110182653	2760000036110187405		2900
00036110190004	-50000036110214355		-13100
00036110219251	15000036110222325		-56200
00036110223005	-1790000036110228605		-4300
00036110229055	-45140000036110230005		5900
00036110231005	-620000036110236001		-400

THOMSON FINANCIAL

Institutional 13F Common Stock Holdings & Transactions Data Feed Specification

June 2000 only (Q2/2000)

***This document is 5 of 6 documents that cover the historical feed specifications from 1978 to Present.**

Thomson Financial • 195 Broadway • New York, NY 10007 USA

This document contains information proprietary to Thomson Financial and may not be reproduced, disclosed, or used in whole or in part without the express written permission of Thomson Financial.

©2007 Thomson Financial

This ***TF 13F Ownership Data Feed Specification*** document contains confidential and proprietary information of Thomson Financial and may be used only by a recipient designated by and for purposes specified by Thomson Financial.

Reproduction of, dissemination of, modifications to, or creation of derivative works from this ***TF 13F Ownership Data Feed Specification*** document, by any means and in any form or manner, is expressly prohibited, except with the prior written permission of Thomson Financial. Permitted copies of this document must retain all proprietary notices contained in the original.

The information in this document is subject to change without prior notice. Always confirm with Thomson Financial that you are using the most current version of this document. Thomson Financial is free to modify any of its products and services, in any manner and at any time, notwithstanding the information contained in this document.

Certain information, including images, graphics, numerical or textual data pertaining to assets or securities may be included in this document to illustrate different types of products and services of Thomson Financial. Such information may be fictitious or incomplete and should not be relied upon or considered investment advice.

THE CONTENTS OF THIS DOCUMENT SHALL NOT CONSTITUTE ANY WARRANTY OF ANY KIND, EITHER EXPRESSED OR IMPLIED, INCLUDING BUT NOT LIMITED TO THE IMPLIED WARRANTIES OF MERCHANTABILITY AND/OR FITNESS FOR A PARTICULAR PURPOSE OR GIVE RISE TO ANY LIABILITY OF THOMSON FINANCIAL, ITS AFFILIATES OR ITS SUPPLIERS.

The terms and conditions governing the use of this ***TF 13F Ownership Data Feed Specification*** document shall consist of those set forth in written agreements with Thomson Financial. Nothing herein shall be interpreted to allow access to or use of products or services not covered by written agreements with Thomson Financial. If you wish to obtain access to and use such products and services, please contact your Thomson Financial Account Team.

Institutional 13(f) Common Stock Holdings & Transactions

June 2000 (Q2/2000)

Content:	Common stock holdings and transactions of institutional money managers where holdings of the managing company/filer's level are as per the 13F filing itself. (Holding positions appear "as filed.")
History:	Data is available historically from 1978 to the present quarter-end date plus one month. (e.g. Q2-2003 files are available in July 2003)
Security Coverage:	All NYSE, ASE, NASDAQ, Toronto and Montreal common stocks.
Owner/Portfolio Coverage:	All managers filing 13(f) reports with the SEC.
Update Frequency:	Quarterly, monthly, or weekly
Delivery Method:	4 files are posted on FTP site for download. Instructions are provided.
File Type:	Fixed-Width ASCII
Number of Files & Data Items :	<u>There are 4 files per record with 29 (total) data items (23 unique). This differs from the 13F for 3/2000 where there are 17 data items (11 unique).</u>

File No. 1 Manager Identification Key File [s.341.out]

1-5	Manager Number	An internal identifier of the (money) managing company.
6-35	Manager Name	The corresponding name to the manager number above.
36	Type Code*	The type of 13F institution
37-42	Report Date	The date of source filing in mmddyy format
43-47	Permanent Key	A legacy identifier (Right-Justified Numeric)
48-50	Blank	Blank for possible future use.
51-57	Prior Report Date	The source filing date for the previous 13F filing in mmddyy format.
58-86	Country	The owner/manager's country of origin.

Primary Keys linking files

* Denotes the type of institution: 1=bank, 2=insurance company, 3=investment companies and their managers, 4=independent investment advisor, 5=all others.

Note: Records are blocked 20 logicals per physical. Logical records are in ascending sequence of manager number (which results in alphabetical sequence by name).

File No. 2 Stock Identification Key File [s.342.out]

1-8	Cusip	The 8 digit CUSIP of the issue/security/stock <u>owned</u> .
9-36	Stock Name	The name of the issue/security/stock <u>owned</u> .
37-40	Ticker Symbol	The ticker symbol of the issue/security/stock from the exchange where stock is listed.
41-44	End Of Quarter Shares Outstanding	The number non-diluted shares outstanding at quarter-end <u>in millions</u> .
45-50	End Of Quarter Price	The quarter-end closing stock price of the stock in \$\$\$\$. <u>¢¢</u> format.
51-56	Extended Ticker Symbol	A longer ticker symbol used to further identify a stock (e.g. an ADR issue of a stock). Note: This data item does not always exist.
57	Exchange Code (a)	A single-letter code representing the stock exchange an the issue/security/stock is publicly traded. A TABLE OF CODES IS PROVIDED IN THIS SPEC.
58	Stock Class Code (b)	A single-letter identifier representing the class of the stock owned. A TABLE OF CODES IS PROVIDED IN THIS SPEC.
63-70	Shares outstanding	The number of shares outstanding at the time of filing represented in <u>thousands</u> .
71-75	Industry code (c)	A 3-digit code identifying the industry sector of a stock. A TABLE OF CODES IS PROVIDED IN THIS SPEC.

Records are blocked 20 logicals per physical. Logical records are in ascending sequence of CUSIP (which results in alphabetic sequence by stock name.)

File No.3 Portfolio Holdings File [s.343.out]

1-8	Cusip	The 8 digit CUSIP of the issue/security/stock <u>owned</u> .
9-13	Manager Number	An internal identifier of the managing company
14	Type Code*	The type of 13F institution
15-25	Shares Held At Quarter End	The number of outstanding shares held by the owner/filer at the end of the quarter.
26-36	Sole Voting Authority Shares Held	The number of shares held for which the filer exercises sole voting authority.
37-47	Shared Voting Authority Shares Held	The number of shares held for which the filer shares voting authority.
48-58	No Voting Authority Shares Held	The number of shares held for which the filer has <u>no</u> voting authority.

Records are blocked 40 logicals per physical. Logical records are in ascending sequence of characters 1 through 13.

File No. 4 Transactions File [s344.out]

1-8	Cusip	The 8 digit CUSIP of the issue/security/stock <u>owned</u> .
9-13	Manager Number	An internal identifier of the managing company
14	Type Code*	The type of 13F institution.
15-25	Net Change In Shares Since Prior Report	The net of increase and/or decrease in the number of shares held since prior report (See prior report date for reference date).

Records are blocked 40 logicals per physical. Logical records are in ascending sequence of characters 1 through 13.

File No. 5 Transactions File [s345.out]

Lists the number of lines contained within files 1 – 5.

File No. 6 Transactions File [s346.out]

1-8 **Cusip** The 8 digit CUSIP of the issue/security/stock owned.
 9-13 **Manager Number** An internal identifier of the managing company
 14-24 **Shares held** Shares held as of quarter end
 25-35 **Net Change In Shares Since Prior Report** The net of increase and/or decrease in the number of shares held since prior report
 (See prior report date for reference date).

(a) Exchange Codes:

A NYSE Equities & Options
 B AMEX Equities & Options
 C PBW & Boston Exchange E&O
 D Midwest Stock Exchange
 E Pacific Coast Exchange E&O
 F NASDAQ Small Cap Stocks
 G Market Indicators
 I OTC Mutual Funds
 J Toronto Stock Exchange
 K Montreal Stock Exchange
 L NYSE Bonds
 M AMEX Bonds
 N OTC Corporate Bonds
 O Canadian OTC Bonds
 P U.S. Govt Bonds
 S Municipal Bonds
 U OTC Utility Preferred Stocks
 V NASDAQ National Market System
 W Vancouver Stock Exchange
 X OTC Equipment Trust Bonds
 Y U.S. Savings Bonds
 Z Alberta Stock Exchange

(b) Stock Class Codes:

0 Common, Ordinary, etc.
 1 Cvt or NonCvt Preferred Stock
 2 Warrant or Right
 7 Mutual Fund
 + Foreign

(c) Industry Type Codes:

0 Unknown
 101 Aerospace
 102 Agriculture
 103 Airlines
 104 Automobile
 105 Banks & Savings Institutions
 106 Beverages
 107 Chemicals
 108 Computer Hw Sw & Svcs
 109 Construction & Engineering
 110 Consumer Services
 111 Electrical & Electronics
 100 Miscellaneous
 112 Energy and Fuels
 113 Entertainment
 114 Financial Services
 115 Food & Restaurants
 116 Healthcare
 117 House wares & Household Items
 118 Industrial Manufacturing
 119 Insurance
 120 Investment Services
 121 Leisure Travel & Lodging
 122 Machinery & Equipment
 123 Media
 124 Metals & Mining
 125 Packaging
 126 Paper & Forest Products
 127 Publishing & Printing
 128 Real Estate
 129 Retail & Consumer Goods
 130 Semiconductors
 131 Telecommunications
 132 Textiles & Apparel
 133 Tobacco
 134 Transportation
 135 Utilities: Water-Electric-Gas
 136 Waste & Environmental Mgmt

Sample of Data Feed Contents

Below is an excerpt of several rows from the first (s341.out) of the four 13F files taken from the typical feed file:

110A R ASSET MANAGEMENT, INC.	5123101		093001	UNITED STATES
115033 ASSET MANAGEMENT, LLC	5123101		093001	UNITED STATES
120AAL CAPITAL MANAGEMENT CORP.	5123101	2042	093001	UNITED STATES
125ACF INDUSTRIES	5123101	2100	093001	UNITED STATES
127AEW CAPITAL MANAGEMENT, L.P.	5123101	2386	093001	UNITED STATES
128AEW/LP	5123101		093001	UNITED STATES
135DKR CAPITAL	5123101	2189	093001	UNITED STATES
140AIM MANAGEMENT GROUP, INC.	5123101	965	093001	UNITED STATES
145ABANCO INVESTMENT LIMITED	4063001		033101	UNITED STATES
155SEB ASSET MGMT AMERICA INC.	5123101	2239	093001	UNITED STATES
160LEND LEASE ROSEN REAL ESTATE	S5123101	2008	093001	UNITED STATES
165HENDERSON FUND MANAGEMENT PLC	3093001		063001	UNITED KINGDOM

← This space here is purposeful and they represent locations 1 and 2 (of 5).

And the second file (s342.out)...

00036020AAON INC	AAON	9	2710AAON	V0COM	8780	122
00036110AAR CORP	AIR	27	1077AIR	A0COM	26860	134
00037520ABB LTD	ABB	1200	780ABB	A+AR	1200009	100
00040010ABC BANCORP	ABCB	10	1460ABCB	V0COM	9999	105
00057310ABC DISPENSING TECHNOLOGIES	IABCC	23	0ABCC	F0COM	23270	122
00075210ABC-NACO INC	ABCQ	20	0ABCQ	F0COM	19872	122
00078810A B WATLEY GROUP INC	ABWG	13	110ABWG	V0COM	12887	120
00078H55ABN AMRO FDS	IPMX		IPMXX	I7COM		120
00078H77ABN AMRO FDS	RIEQ		1202RIEQX	I7COM		120
00078H84ABN AMRO FDS	RVAL		1033RVALX	I7		120
00086810ACNB CORP	ACNB	5	1825ACNB	F0COM	5436	105
00086T10A C MOORE ARTS & CRAFTS INC	ACMR	9	3815ACMR	V0COM	9304	116
00087B10ACR GROUP INC	ACRG	11	46ACRG	F0COM	10681	122
00088110A CONSULTING TEAM INC	TACX	7	60TACX	V0COM	7117	108
00088610A D C TELECOMMUNICATIONS	ADCT	794	407ADCT	V0COM	794212	131
00088E10ACTV INC	IATV	56	151IATV	V0COM	55880	131
00088N10ADB SYS INTL INC	ADBI	39	28ADBI	V0COM	38598	108
00088U10A D A M INC	ADAM	7	364ADAM	V0COM	6588	108
00089C10ADE CORP MASS	ADEX	14	1527ADEX	V0COM	13652	122
00091210ACM INCOME FUND INC	ACG	224	771ACG	A7COM	224217	120
00091810ACM GOVT OPPORTUNITY FD INC	AOF	13	859AOF	A7COM	12555	120
00091910ACM MANAGED INCOME FD INC	AMF	24	465AMF	A7COM	24197	120

And the third (s343.out)...

00036020	4854	10575	0	0	0
00036020	58505	248500	248500	0	0
00036020	78001	26	26	0	0
00036020	79004	53118	53118	0	0
00036020100425	108450	108450		0	0
00036020122805	143275	143275		0	0
00036020124055	508068	508068		0	0
00036020129505	80100	0		0	0
00036020230005	299295	299295		0	0
00036020278005	574500	4600		0	569900
00036020377001	164919	164919		0	0

00036020490355	129850	124250	0	5600
00036020490905	330750	330750	0	0
00036020501004	169220	169220	0	0
00036020501605	450	450	0	0
00036020567805	3148	0	0	0
00036020589504	75901	75901	0	0
00036020628901	85875	85875	0	0
00036020642405	14200	14200	0	0
00036020704703	14200	14200	0	0
00036020767605	1050	1050	0	0
00036020790505	2300	0	2300	0
00036020893101	33350	0	13600	19750

And the fourth (s344.out)...

00036020 4854	-1725
00036020 58505	56200
00036020 78001	26
00036020 79004	-28476
00036020 93605	-65475
00036020122805	-19550
00036020124055	-77
00036020129505	80100
00036020163305	-150
00036020278005	27000
00036020377001	13032
00036020490355	25000
00036020490905	-17400
00036020501004	169220
00036020501605	-57000
00036020567805	-18197
00036020589504	1
00036020628901	-43751
00036020642405	100
00036020704703	14200
00036020790505	2300
00036020855605	-900
00036020893101	19625

And the fifth (s345.out)...

File 1 contains 2064 lines
 File 2 contains 12283 lines
 File 3 contains 542497 lines
 File 4 contains 507597 lines
 File 5 contains 5 lines

And the sixth (s346.out)...

00036020 485	8200	0
00036020 5850	128200	128200
00036020 7900	54396	1000
00036020 9360	43650	43650
0003602010042	72300	6700
0003602012280	108550	-70900
0003602012405	338763	338763
0003602016330	100	-460
0003602023000	199530	-4000
0003602027800	365000	105000

0003602037700	101258	101258
0003602049035	69900	69900
0003602049090	232100	-287500
0003602050160	28600	18600
0003602056780	14230	8946
0003602058950	50600	38300
0003602062890	86417	86417
0003602063830	0	-10100
0003602064240	9400	9400
0003602072480	0	-30000
0003602076760	700	700
0003602085560	600	0
0003602089310	9150	9150

THOMSON FINANCIAL

Institutional 13F Common Stock Holdings & Transactions Data Feed Specification

Data Specification for all files dated:

2004 to the Present

***This document is 6 of 6 documents that cover the historical feed specifications from 1978 to Present.**

Thomson Financial • 195 Broadway • New York, NY 10007 USA

This document contains information proprietary to Thomson Financial and may not be reproduced, disclosed, or used in whole or in part without the express written permission of Thomson Financial.

©2007 Thomson Financial

This ***TF 13F Ownership Data Feed Specification*** document contains confidential and proprietary information of Thomson Financial and may be used only by a recipient designated by and for purposes specified by Thomson Financial.

Reproduction of, dissemination of, modifications to, or creation of derivative works from this ***TF 13F Ownership Data Feed Specification*** document, by any means and in any form or manner, is expressly prohibited, except with the prior written permission of Thomson Financial. Permitted copies of this document must retain all proprietary notices contained in the original.

The information in this document is subject to change without prior notice. Always confirm with Thomson Financial that you are using the most current version of this document. Thomson Financial is free to modify any of its products and services, in any manner and at any time, notwithstanding the information contained in this document.

Certain information, including images, graphics, numerical or textual data pertaining to assets or securities may be included in this document to illustrate different types of products and services of Thomson Financial. Such information may be fictitious or incomplete and should not be relied upon or considered investment advice.

THE CONTENTS OF THIS DOCUMENT SHALL NOT CONSTITUTE ANY WARRANTY OF ANY KIND, EITHER EXPRESSED OR IMPLIED, INCLUDING BUT NOT LIMITED TO THE IMPLIED WARRANTIES OF MERCHANTABILITY AND/OR FITNESS FOR A PARTICULAR PURPOSE OR GIVE RISE TO ANY LIABILITY OF THOMSON FINANCIAL, ITS AFFILIATES OR ITS SUPPLIERS.

The terms and conditions governing the use of this ***TF 13F Ownership Data Feed Specification*** document shall consist of those set forth in written agreements with Thomson Financial. Nothing herein shall be interpreted to allow access to or use of products or services not covered by written agreements with Thomson Financial. If you wish to obtain access to and use such products and services, please contact your Thomson Financial Account Team.

THOMSON FINANCIAL

Institutional 13(f) Common Stock Holdings & Transactions

Data Specifications for all files 2004 to Present

Content:	Common stock holdings and transactions of institutional money managers where holdings of the managing company/filer's level are as per the 13F filing itself. (Holding positions appear "as filed.")
History:	Data is available historically from 1978 to the present quarter-end date plus one month. (e.g. Q2-2003 files are available in July 2003)
Security Coverage:	All NYSE, ASE, NASDAQ, Toronto and Montreal common stocks.
Owner/Portfolio Coverage:	All managers filing 13(f) reports with the SEC.
Update Frequency:	Quarterly, monthly, or weekly
Delivery Method:	4 files are posted on FTP site for download. Instructions are provided.
File Type:	Fixed-Width ASCII
Number of Files & Data Items :	<u>There are 6 files per record with 34 (total) data items (non-unique).</u>

File No. 1 Manager Identification Key File [s.341.out]

1-5	Manager Number	An internal identifier of the (money) managing company.
6-35	Manager Name	The corresponding name to the manager number above.
36	Type Code*	The type of 13F institution
37-42	Report Date	The date of source filing in mmddyy format
43-47	Permanent Key	A legacy identifier (Right-Justified Numeric)
48-50	Blank	Blank for possible future use.
51-56	Prior Report Date	The source filing date for the previous 13F filing in mmddyy format.
57-86	Country	The owner/manager's country of origin.

Primary Keys
linking files

* Denotes the type of institution: 1=bank, 2=insurance company, 3=investment companies and their managers, 4=independent investment advisor, 5=all others.

Note: Records are blocked 20 logicals per physical. Logical records are in ascending sequence of manager number (which results in alphabetical sequence by name).

File No. 2 Stock Identification Key File [s.342.out]

1-8	Cusip	The 8 digit CUSIP of the issue/security/stock <u>owned</u> .
9-36	Stock Name	The name of the issue/security/stock <u>owned</u> .
37-40	Ticker Symbol	The ticker symbol of the issue/security/stock from the exchange where stock is listed.
41-46	End Of Quarter Shares Outstanding	The number non-diluted shares outstanding at quarter-end in <u>millions</u> .
47-52	End Of Quarter Price	The quarter-end closing stock price of the stock in \$\$\$\$. <u>cc</u> format.
53-58	Extended Ticker Symbol	A longer ticker symbol used to further identify a stock (e.g. an ADR issue of a stock). Note: This data item does not always exist.
59	Exchange Code (a)	A single-letter code representing the stock exchange an the issue/security/stock is publicly traded. A TABLE OF CODES IS PROVIDED IN THIS SPEC.
60	Stock Class Code (b)	A single-letter identifier representing the class of the stock owned.
61-63	Stock Class Description	A short description of the stock class code such as COM, CMA, AR, etc. A TABLE OF CODES IS PROVIDED IN THIS SPEC.
64-72	Shares outstanding	The number of shares outstanding at the time of filing represented in <u>thousands</u> .
73-77	Industry code (c)	A 3-digit code identifying the industry sector of a stock. A TABLE OF CODES IS PROVIDED IN THIS SPEC.

Records are blocked 20 logicals per physical. Logical records are in ascending sequence of CUSIP (which results in alphabetic sequence by stock name.)

File No.3 Portfolio Holdings File [s.343.out]

1-8	Cusip	The 8 digit CUSIP of the issue/security/stock <u>owned</u> .
9-13	Manager Number	An internal identifier of the managing company
14	Type Code*	The type of 13F institution
15-25	Shares Held At Quarter End	The number of outstanding shares held by the owner/filer at the end of the quarter.
26-36	Sole Voting Authority Shares Held	The number of shares held for which the filer exercises sole voting authority.
37-47	Shared Voting Authority Shares Held	The number of shares held for which the filer shares voting authority.
48-58	No Voting Authority Shares Held	The number of shares held for which the filer has <u>no</u> voting authority.

Records are blocked 40 logicals per physical. Logical records are in ascending sequence of characters 1 through 13.

File No. 4 Transactions File [s344.out]

1-8	Cusip	The 8 digit CUSIP of the issue/security/stock <u>owned</u> .
9-13	Manager Number	An internal identifier of the managing company
14	Type Code*	The type of 13F institution.
15-25	Net Change In Shares Since Prior Report	The net of increase and/or decrease in the number of shares held since prior report (See prior report date for reference date).

Records are blocked 40 logicals per physical. Logical records are in ascending sequence of characters 1 through 13.

File No. 5 Transactions File [s345.out]

Lists the number of lines contained within files 1 – 5.

File No. 6 Transactions File [s346.out]



1-8	Cusip	The 8 digit CUSIP of the issue/security/stock <u>owned</u> .
9-13	Manager Number	An internal identifier of the managing company
14-24	Shares held	Shares held as of quarter end
25-35	Net Change In Shares Since Prior Report	The net of increase and/or decrease in the number of shares held since prior report (See prior report date for reference date).

(a) Exchange Codes:

A	NYSE Equities & Options
B	AMEX Equities & Options
C	PBW & Boston Exchange E&O
D	Midwest Stock Exchange
E	Pacific Coast Exchange E&O
F	NASDAQ Small Cap Stocks
G	Market Indicators
I	OTC Mutual Funds
J	Toronto Stock Exchange
K	Montreal Stock Exchange
L	NYSE Bonds
M	AMEX Bonds
N	OTC Corporate Bonds
O	Canadian OTC Bonds
P	U.S. Govt Bonds
S	Municipal Bonds
U	OTC Utility Preferred Stocks
V	NASDAQ National Market System
W	Vancouver Stock Exchange
X	OTC Equipment Trust Bonds
Y	U.S. Savings Bonds
Z	Alberta Stock Exchange

(b) Stock Class Codes:

0	Common, Ordinary, etc.
1	Cvt or NonCvt Preferred Stock
2	Warrant or Right
7	Mutual Fund
+	Foreign

(c) Industry Type Codes:

0	Unknown
101	Aerospace
102	Agriculture
103	Airlines
104	Automobile
105	Banks & Savings Institutions
106	Beverages
107	Chemicals
108	Computer Hw Sw & Svcs
109	Construction & Engineering
110	Consumer Services
111	Electrical & Electronics
100	Miscellaneous
112	Energy and Fuels
113	Entertainment
114	Financial Services
115	Food & Restaurants
116	Healthcare
117	House wares & Household Items
118	Industrial Manufacturing
119	Insurance
120	Investment Services
121	Leisure Travel & Lodging
122	Machinery & Equipment
123	Media
124	Metals & Mining
125	Packaging
126	Paper & Forest Products
127	Publishing & Printing
128	Real Estate
129	Retail & Consumer Goods
130	Semiconductors
131	Telecommunications
132	Textiles & Apparel
133	Tobacco
134	Transportation
135	Utilities: Water-Electric-Gas
136	Waste & Environmental Mgmt

Sample of Data Feed Contents

Below is an excerpt of several rows from the first (s341.out) of the four 13F files taken from the typical feed file:

110A R ASSET MANAGEMENT, INC.	5123101		093001	UNITED STATES
115033 ASSET MANAGEMENT, LLC	5123101		093001	UNITED STATES
120AAL CAPITAL MANAGEMENT CORP.	5123101	2042	093001	UNITED STATES
125ACF INDUSTRIES	5123101	2100	093001	UNITED STATES
127AEW CAPITAL MANAGEMENT, L.P.	5123101	2386	093001	UNITED STATES
128AEW/LP	5123101		093001	UNITED STATES
135DKR CAPITAL	5123101	2189	093001	UNITED STATES
140AIM MANAGEMENT GROUP, INC.	5123101	965	093001	UNITED STATES
145ABANCO INVESTMENT LIMITED	4063001		033101	UNITED STATES
155SEB ASSET MGMT AMERICA INC.	5123101	2239	093001	UNITED STATES
160LEND LEASE ROSEN REAL ESTATE	S5123101	2008	093001	UNITED STATES
165HENDERSON FUND MANAGEMENT PLC	3093001		063001	UNITED KINGDOM

← This space here is purposeful and they represent locations 1 and 2 (of 5).

And the second file (s342.out)...

00036020AAON INC	AAON	9	2710AAON	V0COM	8780	122
00036110AAR CORP	AIR	27	1077AIR	A0COM	26860	134
00037520ABB LTD	ABB	1200	780ABB	A+AR	1200009	100
00040010ABC BANCORP	ABCB	10	1460ABCB	V0COM	9999	105
00057310ABC DISPENSING TECHNOLOGIES	IABCC	23	0ABCC	F0COM	23270	122
00075210ABC-NACO INC	ABCQ	20	0ABCQ	F0COM	19872	122
00078810A B WATLEY GROUP INC	ABWG	13	110ABWG	V0COM	12887	120
00078H55ABN AMRO FDS	IPMX		IPMXX	I7COM		120
00078H77ABN AMRO FDS	RIEQ		1202RIEQX	I7COM		120
00078H84ABN AMRO FDS	RVAL		1033RVALX	I7		120
00086810ACNB CORP	ACNB	5	1825ACNB	F0COM	5436	105
00086T10A C MOORE ARTS & CRAFTS INC	ACMR	9	3815ACMR	V0COM	9304	116
00087B10ACR GROUP INC	ACRG	11	46ACRG	F0COM	10681	122
00088110A CONSULTING TEAM INC	TACX	7	60TACX	V0COM	7117	108
00088610A D C TELECOMMUNICATIONS	ADCT	794	407ADCT	V0COM	794212	131
00088E10ACTV INC	IATV	56	151IATV	V0COM	55880	131
00088N10ADB SYS INTL INC	ADBI	39	28ADBI	V0COM	38598	108
00088U10A D A M INC	ADAM	7	364ADAM	V0COM	6588	108
00089C10ADE CORP MASS	ADEX	14	1527ADEX	V0COM	13652	122
00091210ACM INCOME FUND INC	ACG	224	771ACG	A7COM	224217	120
00091810ACM GOVT OPPORTUNITY FD INC	AOF	13	859AOF	A7COM	12555	120
00091910ACM MANAGED INCOME FD INC	AMF	24	465AMF	A7COM	24197	120

And the third (s343.out)...

00036020	4854	10575	0	0	0
00036020	58505	248500	248500	0	0
00036020	78001	26	26	0	0
00036020	79004	53118	53118	0	0
00036020100425		108450	108450	0	0
00036020122805		143275	143275	0	0
00036020124055		508068	508068	0	0
00036020129505		80100	0	0	0
00036020230005		299295	299295	0	0
00036020278005		574500	4600	0	569900
00036020377001		164919	164919	0	0

00036020490355	129850	124250	0	5600
00036020490905	330750	330750	0	0
00036020501004	169220	169220	0	0
00036020501605	450	450	0	0
00036020567805	3148	0	0	0
00036020589504	75901	75901	0	0
00036020628901	85875	85875	0	0
00036020642405	14200	14200	0	0
00036020704703	14200	14200	0	0
00036020767605	1050	1050	0	0
00036020790505	2300	0	2300	0
00036020893101	33350	0	13600	19750

And the fourth (s344.out)...

00036020 4854	-1725
00036020 58505	56200
00036020 78001	26
00036020 79004	-28476
00036020 93605	-65475
00036020122805	-19550
00036020124055	-77
00036020129505	80100
00036020163305	-150
00036020278005	27000
00036020377001	13032
00036020490355	25000
00036020490905	-17400
00036020501004	169220
00036020501605	-57000
00036020567805	-18197
00036020589504	1
00036020628901	-43751
00036020642405	100
00036020704703	14200
00036020790505	2300
00036020855605	-900

And the fifth (s345.out)...

File 1 contains 2064 lines
 File 2 contains 12283 lines
 File 3 contains 542497 lines
 File 4 contains 507597 lines
 File 5 contains 5 lines

And the sixth (s346.out)...

00036020 485	8200	0
00036020 5850	128200	128200
00036020 7900	54396	1000
00036020 9360	43650	43650
0003602010042	72300	6700
0003602012280	108550	-70900
0003602012405	338763	338763
0003602016330	100	-460
0003602023000	199530	-4000
0003602027800	365000	105000
0003602037700	101258	101258
0003602049035	69900	69900
0003602049090	232100	-287500
0003602050160	28600	18600

